

Weekly commentary

February 21, 2023

BlackRock

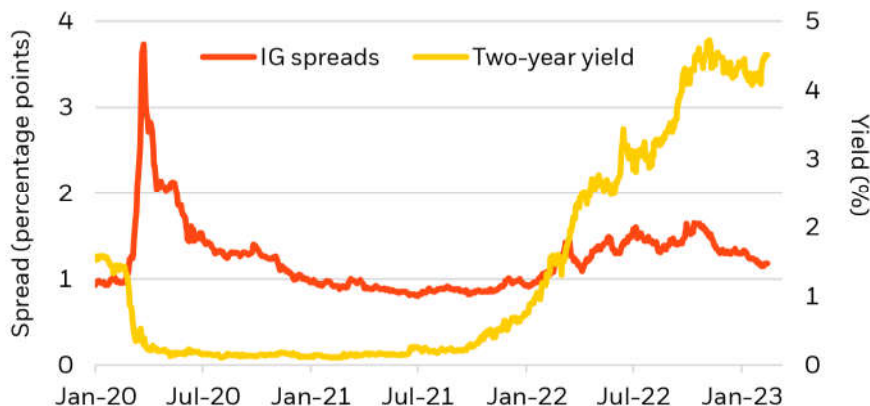
Seeking income and staying nimble

- Markets are waking up to our expectation of more central bank rate hikes as inflation proves sticky. We go overweight U.S. short-term bonds for income.
- U.S. two-year Treasury yields jumped near 15-year highs – sparking an equity retreat – as Federal Reserve rate cuts later in the year were priced out.
- Flash PMIs will show if activity is proving resilient at the start of the year. The PCE inflation data may confirm core inflation is staying persistently high.

We entered 2023 arguing the new macro regime required more nimble portfolios. A risk asset rally has stalled while markets have come around to our view of central banks hiking rates further to fight stickier inflation. This year’s moves prompt a tweak to our tactical views. We favor short-term government bonds for income. We trim our overweight to credit after spreads tightened. We go overweight emerging market (EM) stocks, adding to our relative preference over developed markets.

Yield is back

U.S. investment grade spreads and two-year Treasury yields, 2020-2023



Source: BlackRock Investment Institute, with data from Refinitiv Datastream, February 2023. Notes: The chart shows the spread of U.S. investment grade corporate bonds over U.S. Treasury yields (dark orange line) and the two-year U.S. Treasury yield (yellow line).

Risk assets have jumped to start 2023 thanks to falling inflation, Europe’s easing energy shock, China’s rapid restart from Covid restrictions and technical factors that drove the quick move up. Yet we think the rally also reflects hopes that the sharpest central bank policy tightening in decades can avoid economic damage: growth will be sustained even if rates stay higher, and inflation will drop to 2% targets. Central banks then wouldn’t need to further tighten policy and create recessions to lower inflation. Now bond markets are waking up to the risk the Fed hikes rates higher and holds them there for longer. We boost our allocation to short-term government bonds on our six- to 12-month tactical horizon to take advantage of higher yields. See the chart. We balance that by reducing our overweight to investment grade credit. We go overweight EM equities and prefer them over DM equities, partly to get exposure to China’s rapid restart.



Jean Boivin

Head – BlackRock Investment Institute



Wei Li

Global Chief Investment Strategist – BlackRock Investment Institute



Alex Brazier

Deputy Head – BlackRock Investment Institute



Scott Thiel

Chief Fixed Income Strategist – BlackRock Investment Institute

Visit [BlackRock Investment Institute](#) for insights on the global economy, markets and geopolitics.

BlackRock Investment Institute

This is not a typical economic cycle – and that’s why we have argued a new investment playbook is needed. Recent data has shown that U.S. economic activity is holding up. Core inflation is proving stickier than many expected as confirmed by recent U.S. CPI data and revisions. The U.S. labor market remains tight with unemployment at its lowest in five decades. We don’t think inflation is on track to return to policy targets – and a recession would be needed to get it down. That means solid activity data should be viewed through its implications for inflation. In other words: Good news on growth now implies that more policy tightening and weaker growth later is needed to cool inflation. That’s bad news for risk assets, in our view.

We increase short-term Treasuries to an overweight. The jump in yields – the two-year U.S. Treasury yield is now near 4.6% compared with 1.5% a year ago – that now means short-term bonds provide income. We also like their ability to preserve capital at higher yields in this more volatile macro and market regime. We reduce our overweight to investment grade credit. Credit spreads have tightened sharply along with stocks pushing higher, reducing their relative attraction. We remain moderately overweight and still think highly rated companies will weather a mild recession well given stronger balance sheets compared with before the pandemic. We also cut agency mortgage-backed securities to neutral due to the spread tightening.

We have had a relative preference for EM equities over developed markets (DM) for some time. We add to this relative preference by going overweight EM. We prefer EM as their risks are better priced: EM central banks are near the peak of their rate hikes, the U.S. dollar is broadly weaker in recent months and China’s restart is playing out. That is in contrast to major economies that have yet to feel the full impact of central bank rate hikes – and yet still have a too-rosy earnings outlook, in our view. Plus, the risk is growing that DM central banks press ahead with more rate hikes. We see risks in EMs, too, but think they are better priced for now. EM equities would not be immune to any resulting risk asset selloff and U.S. dollar surge if the Fed keeps hiking rates. And China’s restart – like those seen in DM economies – doesn’t change the long-term drags on growth it faces. Investors are still requiring more compensation for the geopolitical risk of holding Chinese assets – which has risen, in our view – and also considering risks from regulatory and government intervention.

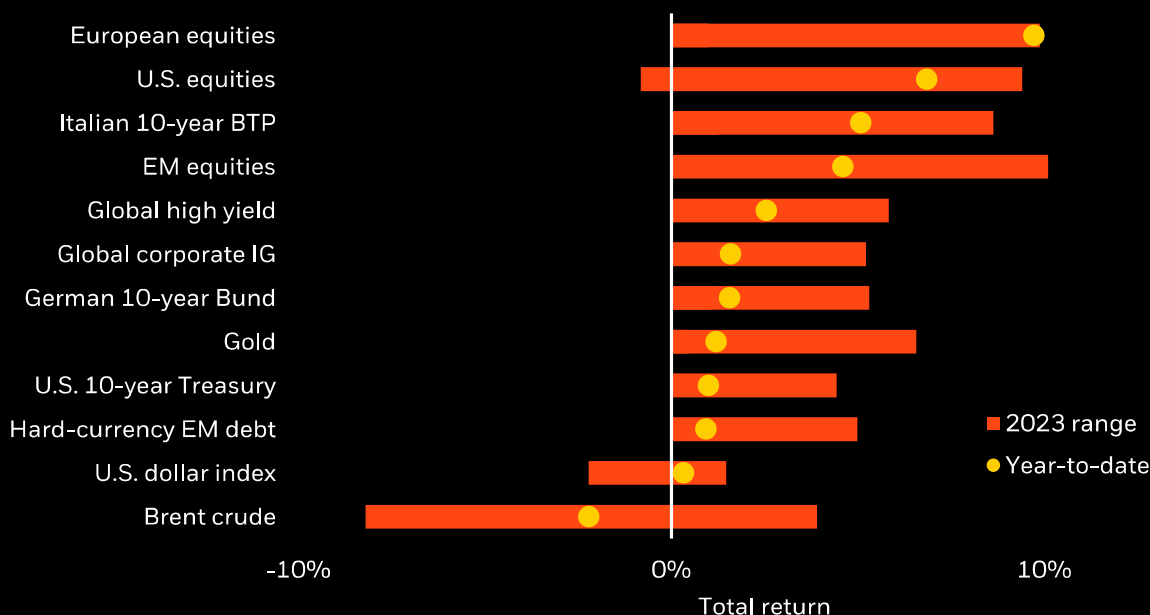
Bottom line: We put into practice our new playbook of making more frequent changes to our tactical asset allocation. We lean further into short-term government bonds and our preference for EM equities over DM. We trim our overweight to investment grade credit and turn neutral on agency mortgage-backed securities.

Market backdrop

Two-year U.S. Treasury yields surged back near 15-year highs as markets priced out Fed rate cuts this year. The yield curve between two- and 10-year Treasuries inverted further to its most extreme levels since the early 1980s. The yield jump sparked a broad retreat in equities, with the S&P 500 falling for a second straight week. We think investors are realizing that sticky core inflation may mean the Fed hikes rates further – and holds them there for longer – than markets had expected.

Assets in review

Selected asset performance, 2023 year-to-date return and range



Past performance is not a reliable indicator of current or future results. Indexes are unmanaged and do not account for fees. It is not possible to invest directly in an index.

Sources: BlackRock Investment Institute, with data from Refinitiv Datastream as of Feb. 17, 2023. Notes: The two ends of the bars show the lowest and highest returns at any point in the last 12-months, and the dots represent current year-to-date returns. Emerging market (EM), high yield and global corporate investment grade (IG) returns are denominated in U.S. dollars, and the rest in local currencies. Indexes or prices used are: spot Brent crude, ICE U.S. Dollar Index (DXY), spot gold, MSCI Emerging Markets Index, MSCI Europe Index, Refinitiv Datastream 10-year benchmark government bond index (U.S., Germany and Italy), Bank of America Merrill Lynch Global High Yield Index, J.P. Morgan EMBI Index, Bank of America Merrill Lynch Global Broad Corporate Index and MSCI USA Index.

Macro take

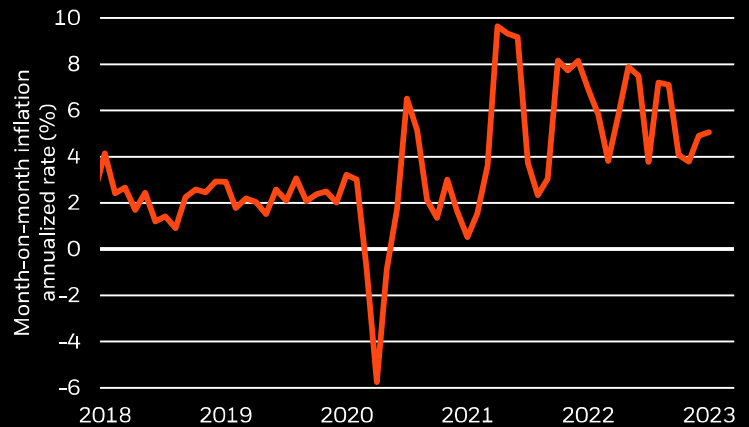
A surprisingly strong inflation reading last week shows U.S. inflation is proving very persistent. The monthly change in the core consumer price index (CPI) – which excludes more volatile food and energy prices – rose to an annualized 5%. See the chart. That was mostly driven by services. But goods prices, which had recently started to decline, rose again.

What's behind this? We believe it's all about the labor market. A worker shortage means firms are having to raise wages a lot to recruit and retain staff. Strong wage growth is pushing up overall inflation. We don't think the shortage will resolve anytime soon, so chances are slim that wage pressures will ease enough that inflation falls back to the Fed's 2% target on its own accord.

What can the Fed do? It is already rapidly raising interest rates to slow economic activity and ease the pressure in the labor market. But if inflation persists and activity can withstand those hikes, it may need to raise rates further – and keep them higher for longer – than markets currently expect. Explore our latest [blog posts](#) for more on this topic.

Inflation proving persistent

U.S. core CPI inflation, 2018–2023



Sources: BlackRock Investment Institute, U.S. Bureau of Labor Statistics, with data from Haver Analytics, February 2023. Notes: The chart shows U.S. core CPI inflation – which excludes energy and food – based on month-on-month changes in seasonally-adjusted prices, expressed as an annualized rate.

Investment themes

1 Pricing in the damage

- Recession is foretold as central banks try to bring inflation back down to policy targets. It's the opposite of past recessions: Rate cuts are not on the way to help support risk assets, in our view.
- That's why the old playbook of simply "buying the dip" doesn't apply in this regime of sharper trade-offs and greater macro volatility. The new playbook calls for a continuous reassessment of how much of the economic damage being generated by central banks is in the price.
- In the U.S., it's most evident in rate-sensitive sectors. Higher mortgage rates have hurt sales of new homes. We also see other warning signs, such as deteriorating CEO confidence, delayed capital spending plans and consumers depleting savings.
- In Europe, tighter financial conditions are biting even as the energy shock eases.
- The ultimate economic damage depends on how far central banks go to get inflation down. We think they will halt rate hikes once the economic damage becomes clear.
- **Investment implication:** We're tactically underweight DM equities. They're not pricing the recession we see ahead.

2 Rethinking bonds

- Fixed income finally offers "income" after yields surged globally. This has boosted the allure of bonds after investors were starved for yield for years. We take a granular investment approach to capitalize on this, rather than taking broad, aggregate exposures.
- Short-term government debt looks more attractive for income at current yields, and we like their ability to preserve capital. We like investment-grade credit and think it can hold up in a recession, with companies having fortified their balance sheets by refinancing debt at lower yields.
- In the old playbook, long-term government bonds would be part of the package as they historically have shielded portfolios from recession. Not this time, we think. The negative correlation between stock and bond returns has already flipped, meaning they can both go down at the same time. Why? Central banks are unlikely to come to the rescue with rapid rate cuts in recessions they engineered to bring down inflation to policy targets. If anything, policy rates may stay higher for longer than the market is expecting. Investors also will increasingly ask for more compensation to hold long-term government bonds – or term premium – amid high debt levels, rising supply and higher inflation.
- **Investment implication:** We prefer short-term government bonds and investment-grade credit over long-term government bonds.

3 Living with inflation

- High inflation has sparked cost-of-living crises, putting pressure on central banks to tame inflation with whatever it takes. Yet there has been little debate about the damage to growth and jobs. We think the "politics of inflation" narrative is on the cusp of changing. The cycle of outsized rate hikes will stop without inflation being back on track to return fully to 2% targets, in our view. We think we are going to be living with inflation. We do see inflation cooling as spending patterns normalize and energy prices relent – but we see it persisting above policy targets in coming years.
- Beyond Covid-related supply disruptions, we see three long-term constraints keeping the new regime in place and inflation above pre-pandemic levels: aging populations, geopolitical fragmentation and the transition to a lower-carbon world.
- **Investment implication:** We're overweight inflation-linked bonds on a tactical and strategic horizon.

Week ahead

Feb. 21

Global flash PMIs

Feb. 24

U.S. PCE inflation and spending

Feb. 23

U.S. jobless claims

We're looking at flash PMIs in the U.S. and Europe for more signs of resilience. Stronger activity could reinforce expectations that further central bank tightening could be needed to bring inflation down to policy targets. We're also watching the U.S. PCE report for confirmation of stickier core inflation as seen in the U.S. CPI.

Directional views

Strategic (long-term) and tactical (6-12 month) views on broad asset classes, February 2023

	Underweight	Neutral	Overweight	● Previous view
Asset	Strategic view		Tactical view	
Equities	<p>+1</p>		<p>-1</p> <p>We are overweight equities in our strategic views as we estimate the overall return of stocks will be greater than fixed-income assets over the coming decade. Valuations on a long horizon do not appear stretched to us. Tactically, we're underweight DM stocks as central banks look set to cause economic damage with their rate hikes. Corporate earnings expectations have yet to fully reflect even a modest recession. We are overweight and have a relative preference for EM stocks due to China's restart, peaking EM rate cycles and a broadly weaker U.S. dollar.</p>	
Credit	<p>+1</p>		<p>+1</p> <p>Strategically, we stay overweight global investment grade but reduce it given the tightening of spreads in recent months. We are neutral high yield as we see the asset class as more vulnerable to recession risks. Tactically, we stay overweight investment grade but have also reduced it. We are neutral high yield and prefer to be up in quality. We are neutral EM debt after its strong run. We see better opportunities for income in DMs.</p>	
Govt bonds	<p>-1</p>		<p>-1</p> <p>The underweight in our strategic view on government bonds reflects a big spread: underweight nominal and max overweight inflation-linked. We think markets are underappreciating the persistence of high inflation and the implications for investors demanding a higher term premium. Tactically, we are underweight long-dated DM government bonds as we see term premium driving yields higher. We favor short-dated government bonds both strategically and tactically: Higher yields now offer relatively attractive income with limited risk from interest rate swings.</p>	
Private markets	<p>-1</p>		<p>—</p> <p>We're underweight private growth assets and neutral on private credit from a starting allocation that is much larger than what most qualified investors hold. Private assets are not immune to higher macro and market volatility or higher rates, and public market selloffs have reduced their relative appeal. Private allocations are long-term commitments, however, and we see opportunities as assets reprice over time. Private markets are a complex asset class not suitable for all investors.</p>	

Note: Views are from a U.S. dollar perspective. This material represents an assessment of the market environment at a specific time and is not intended to be a forecast of future events or a guarantee of future results. This information should not be relied upon by the reader as research or investment advice regarding any particular funds, strategy or security.

Granular views

Six- to 12-month tactical views on selected assets vs. broad global asset classes by level of conviction, February 2023

Underweight
Neutral
Overweight
● Previous view

Asset	View	Commentary	
Equities	Developed markets	<p style="text-align: center;">-1</p>	We are underweight. Earnings expectations and valuations don't fully reflect recession risk. We prefer a sectoral approach: energy, financials and healthcare.
	United States	<p style="text-align: center;">-1</p>	We are underweight. The Fed is set to raise rates into restrictive territory. Earnings downgrades are starting but don't yet reflect the coming recession.
	Europe	<p style="text-align: center;">-1</p>	We are underweight. The energy price shock and policy tightening raise stagflation risks.
	UK	<p style="text-align: center;">-1</p>	We are underweight. We find valuations expensive after their strong relative performance versus other developed markets thanks to energy sector exposure.
	Japan	<p style="text-align: center;">-1</p>	We are underweight. The Bank of Japan looks set to wind down its ultra-loose policy. Japan is exposed to the weaker activity we see in other DM economies.
	Emerging markets	<p style="text-align: center;">+1</p>	We are overweight and have a relative preference over DM stocks due to China's powerful restart, peaking EM rate cycles and a broadly weaker U.S. dollar.
	China	<p style="text-align: center;">+1</p>	We see short-term opportunities from China's restart. But geopolitical risks have risen, and we still see long-term, structural challenges and risks.
	Asia ex-Japan	<p style="text-align: center;">Neutral</p>	We are neutral. China's restart is a positive yet we don't see valuations compelling enough to turn overweight.
	Long U.S. Treasuries	<p style="text-align: center;">-1</p>	We are underweight. We see long-term yields moving up further as investors demand a greater term premium.
	Short U.S. Treasuries	<p style="text-align: center;">+2</p>	We are overweight. We prefer short-term government bonds for income in this environment given the rise in yields and limited exposure to interest rate swings.
Fixed Income	Global inflation-linked bonds	<p style="text-align: center;">+1</p>	We are overweight. We see breakeven inflation rates underpricing the persistent inflation we expect.
	Euro area govt bonds	<p style="text-align: center;">-1</p>	We are underweight the long end. We expect term premium to raise long-term yields and high inflation to persist. Rate hikes are a risk to peripheral spreads.
	UK gilts	<p style="text-align: center;">-1</p>	We are underweight. Perceptions of fiscal credibility have not fully recovered. We prefer short-dated gilts for income.
	China govt bonds	<p style="text-align: center;">Neutral</p>	We are neutral. We find their yield levels less attractive than those on DM short-term government bonds.
	Global IG credit	<p style="text-align: center;">+1</p>	We trim our overweight. Spreads have tightened this year. But we think strong balance sheets imply IG credit could weather a recession better than stocks.
	U.S. agency MBS	<p style="text-align: center;">Neutral</p>	We are neutral. We see the asset class as a high-quality exposure within a diversified bond allocation. But tighter spreads make valuations less compelling.
	Global high yield	<p style="text-align: center;">Neutral</p>	We are neutral. We prefer up-in-quality credit exposures.
	Emerging hard currency	<p style="text-align: center;">Neutral</p>	We are neutral. We see support from higher commodities prices, yet it is vulnerable to rising U.S. yields.
	Emerging local currency	<p style="text-align: center;">Neutral</p>	We are neutral EM debt after its strong run. We see better opportunities for income in DMs.
	Asia fixed income	<p style="text-align: center;">Neutral</p>	We are neutral. We don't find valuations compelling enough yet to turn more positive.

Past performance is not a reliable indicator of current or future results. It is not possible to invest directly in an index. Note: Views are from a U.S. dollar perspective. This material represents an assessment of the market environment at a specific time and is not intended to be a forecast or guarantee of future results. This information should not be relied upon as investment advice regarding any particular fund, strategy or security.

BlackRock Investment Institute

The BlackRock Investment Institute (BII) leverages the firm's expertise and generates proprietary research to provide insights on macroeconomics, sustainable investing, geopolitics and portfolio construction to help BlackRock's portfolio managers and clients navigate financial markets. BII offers strategic and tactical market views, publications and digital tools that are underpinned by proprietary research.

General disclosure: This material is intended for information purposes only, and does not constitute investment advice, a recommendation or an offer or solicitation to purchase or sell any securities to any person in any jurisdiction in which an offer, solicitation, purchase or sale would be unlawful under the securities laws of such jurisdiction. This material may contain estimates and forward-looking statements, which may include forecasts and do not represent a guarantee of future performance. This information is not intended to be complete or exhaustive and no representations or warranties, either express or implied, are made regarding the accuracy or completeness of the information contained herein. The opinions expressed are as of Feb. 21, 2023 and are subject to change without notice. Reliance upon information in this material is at the sole discretion of the reader. Investing involves risks.

In the U.S., this material is intended for Institutional use only, not for public distribution. **In Canada**, this material is intended for institutional investors only. **In the UK and Non-European Economic Area (EEA) countries:** this is Issued by BlackRock Investment Management (UK) Limited, authorised and regulated by the Financial Conduct Authority. Registered office: 12 Throgmorton Avenue, London, EC2N 2DL. Tel: + 44 (0)20 7743 3000. Registered in England and Wales No. 02020394. For your protection telephone calls are usually recorded. Please refer to the Financial Conduct Authority website for a list of authorised activities conducted by BlackRock. **In the European Economic Area (EEA):** this is Issued by BlackRock (Netherlands) B.V. is authorised and regulated by the Netherlands Authority for the Financial Markets. Registered office Amstelplein 1, 1096 HA, Amsterdam, Tel: 020 – 549 5200, Tel: 31-20-549-5200. Trade Register No. 17068311 For your protection telephone calls are usually recorded. **For qualified investors in Switzerland:** This document is marketing material. This document shall be exclusively made available to, and directed at, qualified investors as defined in Article 10 (3) of the CISA of 23 June 2006, as amended, at the exclusion of qualified investors with an opting-out pursuant to Art. 5 (1) of the Swiss Federal Act on Financial Services ("FinSA"). For information on art. 8 / 9 Financial Services Act (FinSA) and on your client segmentation under art. 4 FinSA, please see the following website: www.blackrock.com/finisa. **For investors in Israel:** BlackRock Investment Management (UK) Limited is not licensed under Israel's Regulation of Investment Advice, Investment Marketing and Portfolio Management Law, 5755-1995 (the "Advice Law"), nor does it carry insurance thereunder. **In South Africa**, please be advised that BlackRock Investment Management (UK) Limited is an authorized financial services provider with the South African Financial Services Board, FSP No. 43288. **In the DIFC** this material can be distributed in and from the Dubai International Financial Centre (DIFC) by BlackRock Advisors (UK) Limited – Dubai Branch which is regulated by the Dubai Financial Services Authority (DFSA). This material is only directed at 'Professional Clients' and no other person should rely upon the information contained within it. BlackRock Advisors (UK) Limited – Dubai Branch is a DIFC Foreign Recognised Company registered with the DIFC Registrar of Companies (DIFC Registered Number 546), with its office at Unit L15 - 01A, ICD Brookfield Place, Dubai International Financial Centre, PO Box 506661, Dubai, UAE, and is regulated by the DFSA to engage in the regulated activities of 'Advising on Financial Products' and 'Arranging Deals in Investments' in or from the DIFC, both of which are limited to units in a collective investment fund (DFSA Reference Number F000738). **In the Kingdom of Saudi Arabia** Issued by BlackRock Saudi Arabia (BSA), authorised and regulated by the Capital Market Authority (CMA), License No. 18-192-30. Registered under the laws of KSA. Registered office: 29th floor, Olaya Towers – Tower B, 3074 Prince Mohammed bin Abdulaziz St., Olaya District, Riyadh 12213 – 8022, KSA, Tel: +966 11 838 3600. The information contained within is intended strictly for Sophisticated Investors as defined in the CMA Implementing Regulations. Neither the CMA or any other authority or regulator located in KSA has approved this information. The information contained within, does not constitute and should not be construed as an offer of, invitation or proposal to make an offer for, recommendation to apply for or an opinion or guidance on a financial product, service and/or strategy. Any distribution, by whatever means, of the information within and related material to persons other than those referred to above is strictly prohibited. **In Singapore**, this is issued by BlackRock (Singapore) Limited (Co. registration no. 200010143N) for use only with institutional investors as defined in Section 4A of the Securities and Futures Act, Chapter 289 of Singapore. This advertisement or publication has not been reviewed by the Monetary Authority of Singapore. **In Hong Kong**, this material is issued by BlackRock Asset Management North Asia Limited and has not been reviewed by the Securities and Futures Commission of Hong Kong. This material is for distribution to "Professional Investors" (as defined in the Securities and Futures Ordinance (Cap.571 of the laws of Hong Kong) and any rules made under that ordinance.) and should not be relied upon by any other persons or redistributed to retail clients in Hong Kong. **In South Korea**, this information is issued by BlackRock Investment (Korea) Limited. This material is for distribution to the Qualified Professional Investors (as defined in the Financial Investment Services and Capital Market Act and its sub-regulations) and for information or educational purposes only, and does not constitute investment advice or an offer or solicitation to purchase or sells in any securities or any investment strategies. **In Japan**, this is issued by BlackRock Japan, Co., Ltd. (Financial Instruments Business Operator: The Kanto Regional Financial Bureau. License No375, Association Memberships: Japan Investment Advisers Association, the Investment Trusts Association, Japan, Japan Securities Dealers Association, Type II Financial Instruments Firms Association.) For Professional Investors only (Professional Investor is defined in Financial Instruments and Exchange Act). **In Australia**, issued by BlackRock Investment Management (Australia) Limited ABN 13 006 165 975 AFSL 230 523 (BIMAL) for the exclusive use of the recipient, who warrants by receipt of this material that they are a wholesale client as defined under the Corporations Act 2001 (Cth). This material is intended for wholesale clients only and must not be relied or acted upon by retail clients. The material provides general information only and does not take into account your individual objectives, financial situation, needs or circumstances. **In China**, this material may not be distributed to individuals resident in the People's Republic of China ("PRC", for such purposes, not applicable to Hong Kong, Macau and Taiwan) or entities registered in the PRC unless such parties have received all the required PRC government approvals to participate in any investment or receive any investment advisory or investment management services. **For Southeast Asia:** This document is issued by BlackRock and is intended for the exclusive use of any recipient who warrants, by receipt of this material, that such recipient is an institutional investors or professional/sophisticated/qualified/accredited/expert investor as such term may apply under the relevant legislations in Southeast Asia (for such purposes, includes only Malaysia, the Philippines, Thailand, Brunei and Indonesia). BlackRock does not hold any regulatory licenses or registrations in Southeast Asia countries listed above, and is therefore not licensed to conduct any regulated business activity under the relevant laws and regulations as they apply to any entity intending to carry on business in Southeast Asia, nor does BlackRock purport to carry on, any regulated activity in any country in Southeast Asia. BlackRock funds, and/or services shall not be offered or sold to any person in any jurisdiction in which such an offer, solicitation, purchase, or sale would be deemed unlawful under the securities laws or any other relevant laws of such jurisdiction(s). The distribution of the information contained herein may be restricted by law and any person who accesses it is required to comply with any such restrictions. **For Other APAC Countries**, this material is issued for Institutional Investors only (or professional/sophisticated/qualified investors, as such term may apply in local jurisdictions) and does not constitute investment advice or an offer or solicitation to purchase or sell in any securities, BlackRock funds or any investment strategy nor shall any securities be offered or sold to any person in any jurisdiction in which an offer, solicitation, purchase or sale would be unlawful under the securities laws of such jurisdiction. **In Latin America**, for institutional investors and financial intermediaries only (not for public distribution). This material is for educational purposes only it is your responsibility to inform yourself of, and to observe, all applicable laws and regulations of your relevant jurisdiction. **In Mexico**, these materials are being shared in the understanding that the addressee is an Institutional or Qualified investor as defined under Mexican Securities (Ley del Mercado de Valores).

©2023 BlackRock, Inc. All Rights Reserved. **BLACKROCK** is a trademark of BlackRock, Inc., or its subsidiaries in the United States and elsewhere. All other trademarks are those of their respective owners.

BlackRock

Not FDIC Insured • May Lose Value • No Bank Guarantee